




# In the Kitchen *with* Lolly



## LIGHT UP CUPCAKES



### INGREDIENTS





3/4 cup plain flour  
1/4 cup cocoa powder  
1/2 cup caster sugar  
2 tsp baking powder  
1/2 tsp vanilla essence  
80g unsalted butter  
1/2 cup milk  
2 eggs



### Icing

Pre Made Vanilla Icing  
Mini M&Ms  
Black Icing Pen

### METHOD

1. Preheat oven to 160C. Line a 12 hole muffin tray with Baking Cups
2. Sift all dry ingredients into a mixing bowl.
3. Make a small well in the middle of the bowl and then add remaining ingredients. 
4. Mix with a whisk until all ingredients are combined.
5. Place tablespoons of the mixture into 12 hole muffin tray until holes they are half full.
6. Place tray into oven for 15-18 minutes for 12 hole muffin pan.
7. Stand for 5 minutes and then turn out onto wire rack to cool. 
8. Once cooled pipe the icing onto each cupcake and decorate with M&Ms and Decorative pen to Create a Christmas Tree.